

Dear Members of the Zoning Board of Appeals,

I attended the Zoom hearing held on August 6<sup>th</sup>. Part of the discussion was water distribution and monitoring for the Farm Rd. 40 B project.

Bob Murchison was the developer for Abbey Rd.. That development has in place the same well share format that Mr. Murchison is proposing for his development on Farm Rd..

In Abbey Road's case, six units share the responsibility for a well, its quality, use and maintenance. Having lived at Abbey Road, I can go into more details, but suffice to say, this is a very complex arrangement that puts a burden on the homeowner. While appropriate for Abbey Road, I have concerns for it being successful for a larger 40B community.

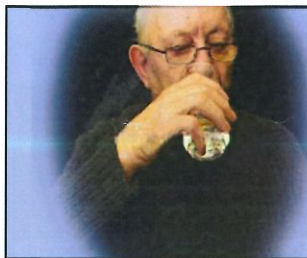
I recently looked at the "Report on water Quality" for Woodhaven. It is extremely comprehensive and makes a good case for a public water supply for the community being developed on Farm Rd.. I encourage Board members to review the report. We all know water quality is paramount to living a good healthy life and I think the safe guard of a public water supply is what this community deserves.

Thank you for your attention,

A handwritten signature in cursive script that reads "Sara A Wragge". The signature is fluid and elegant, with the first letters of each word being capitalized and prominent.

Sara Wragge





# Woodhaven Elderly Housing

2022

PWS ID: #3269002


## REPORT ON WATER QUALITY

This report is a snapshot of the quality of the drinking water that we provided last year. The statistics in this report are based on testing done throughout 2022 and prior years. We hope you will find it helpful to know the sources of your water and the process by which safe drinking water is delivered to your home.

### Where Do We Get Our Water?

Woodhaven Elderly Housing is located in Sherborn, MA and is currently served by two bedrock wells, one for each of the buildings. A third well is flushed routinely and is available for emergency usage. All of the wells are within 100 feet of the building it serves. Each well is more than 400 feet deep and the most productive of the wells delivers up to six gallons per minute. The town has passed a water protection bylaw restricting activities within 400 feet of each of the wells that may threaten the water purity.

### Water Quality



**It's Their Legacy**

### Water Treatment

In an effort to maintain and improve the quality of water delivered to you, we continually test, monitor, and research ways to treat your water supply.

In 2012 significant modifications were made to the treatment system. The existing softening system, used to treat for hardness, were upgraded to further assist in the removal of iron and manganese. A new sediment filter was installed directly downstream of the wells and prior to the water softening system. This filter removes particles from the raw water to improve the effectiveness of the water softeners. A second smaller sediment filter was installed prior to the ultraviolet system to increase the efficiency of the disinfection process.

The water quality of our system is constantly monitored by our certified operator and reviewed by MassDEP to provide safe drinking water and to determine if any additional treatment is required. At this time all testing has been at or below standards and Iron and manganese removal is better than 99.99%

### Maintaining Water Quality

Woodhaven Elderly Housing continuously strives to produce the highest quality water possible to meet or surpass every water quality standard. We monitor both our sources and distribution system very closely. The standards we operate under were enacted by the U.S. Congress as the Safe Drinking Water Act in 1974 and were amended in 1986 and 1996.

In order to ensure tap water is safe to drink, the MassDEP and EPA prescribe regulations that limit the amount of certain contaminants in water provided by public water systems. Food and Drug Administration (FDA) and Massachusetts Department of Public Health regulations establish limits for contaminants in bottled water that must provide the same protection for public health.

### SHOULD SOME PEOPLE TAKE SPECIAL PRECAUTIONS?

Some people may be more vulnerable to contaminants in drinking water than the general population. Immuno-compromised persons, such as persons with cancer undergoing chemotherapy, persons who have undergone organ transplants, people with HIV/AIDS or other immune system disorders, some elderly, and infants can be particularly at risk from infections. These people should seek advice about drinking water from their health care providers. EPA/CDC guidelines on appropriate means to lessen the risk of infection by cryptosporidium and other microbial contaminants are available from the Safe Drinking Water Hotline (800)426-4791.

## Woodhaven Elderly Housing

*The water system at Woodhaven Elderly Housing is operated and maintained by WhiteWater, Inc. If you have any questions about this report, please contact WhiteWater at 1-888-377-7678.*

*Additional copies of this report are available upon request and at [www.whitewateronline.com](http://www.whitewateronline.com)*

**WhiteWater**  
WATER & WASTEWATER SOLUTIONS



## DISTRIBUTION SYSTEM WATER QUALITY

This report summarizes only those items detected during sampling - not all contaminants that are monitored.

<b>Microbial Results</b>	<b>Highest # Positive in a Month</b>	<b>Total # Positive</b>	<b>MCL</b>	<b>MCLG</b>	<b>Violation</b>	<b>Possible Source of Contamination</b>
Total Coliform	0	-	1	0	No	Naturally present in the environment

**Total Coliform:** Coliforms are bacteria that are naturally present in the environment and are used as an indicator that other potentially harmful bacteria may be present. Your water source is tested monthly and has been found to be free of these contaminants.

<b>Lead &amp; Copper</b>	<b>Date(s) Collected</b>	<b>90<sup>th</sup> Percentile of Sample</b>	<b>Action Level</b>	<b>MCLG</b>	<b># of Sites sampled</b>	<b># of Sites Above Action Level</b>	<b>Exceeds Action Level?</b>	<b>Possible Source of Contamination</b>
Lead (ppb)	2022	11	15	0	5	0	No	Corrosion of household plumbing systems
Copper (ppm)		0.7475	1.3	1.3		0	No	Corrosion of household plumbing systems

### TESTING FOR LEAD

If present, elevated levels of lead can cause serious health problems, especially for pregnant women and young children. Lead in drinking water is primarily from materials and components associated with service lines and home plumbing. **Woodhaven Elderly Housing** is responsible for providing high quality drinking water, but cannot control the variety of materials used in plumbing components. When your water has been sitting for several hours, you can minimize the potential for lead exposure by flushing your tap for 30 seconds to 2 minutes before using water for drinking or cooking. If you are concerned about lead in your water, you may wish to have your water tested. Information on lead in drinking water, testing methods, and steps you can take to minimize exposure is available from the Safe Drinking Water Hotline or at <http://www.epa.gov/safewater/lead>.

#### Key to Tables

- ppm – Parts per million, corresponds to one penny in \$10,000
- ppb – Parts per billion, corresponds to one penny in \$10,000,000
- pCi/L – Picocuries per liter (a measure of radioactivity)
- ND – Not detected
- n/a – not applicable
- RAA –Running annual average
- TT—Treatment technique

### SOURCE WATER CHARACTERISTICS

The sources of drinking water in the United States (both tap water and bottled water) include rivers, lakes, streams, ponds, reservoirs, springs, and wells. As water travels over the surface of the land or through the ground, it dissolves naturally occurring minerals, and in some cases, radioactive material, and can pick up substances resulting from the presence of animals or from human activity.

Contaminants that may be present in source water include:

- Microbial contaminants, such as viruses and bacteria, which may come from sewage treatment plants, septic systems, agricultural livestock operations, and wildlife.



- Inorganic contaminants, such as salts and metals, which can be naturally occurring or result from urban storm water runoff, industrial or domestic wastewater discharges, oil and gas production, mining, or farming.
- Pesticides and herbicides, which may come from a variety of sources such as agriculture, urban storm water runoff, and residential uses.
- Organic chemical contaminants, including synthetic and volatile organic chemicals, which are by-products of industrial processes and petroleum production. These contaminants can also come from gasoline storage, urban storm water runoff, and septic systems.
- Radioactive contaminants, which can be naturally occurring or be the result of oil and gas production and mining activities.



## SUMMARY OF FINISHED WATER CHARACTERISTICS

<b>Regulated Contaminants</b>	<b>Date(s) Collected</b>	<b>Highest Detect Value</b>	<b>Range Detected</b>	<b>MCL</b>	<b>MCLG</b>	<b>Violation</b>	<b>Possible Source of Contamination</b>
<b>Inorganic Contaminants</b>							
Barium (ppm)	4/13/21	0.118	n/a	2	2	No	Discharge of drilling wastes; discharge from metal refineries; erosion of natural deposits
Nitrate (ppm)	4/5/22	0.53	n/a	10	10	No	Runoff from fertilizer use; leaching from septic tanks; sewage; erosion of natural deposits
Perchlorate (ppb)	7/17/17	0.122	n/a	2	n/a	No	Rocket propellants, fireworks, munitions, flares, blasting agents
<b>Radioactive Contaminants</b>							
Radium 226 & 228 (pCi/L) (combined values)	2/15/17	0.70	n/a	5	0	No	Erosion of natural deposits
<b>Regulated</b>	<b>Detect Result or Range</b>	<b>Highest Quarterly Average</b>	<b>MCL</b>	<b>Violation</b>	<b>Possible Sources</b>		<b>Health Effects</b>
<b>PFAS6 (ppt) 2022</b>	7.14-10.7	9.44	20	No	Discharges and emissions from industrial and manufacturing sources associated with the production or use of these PFAS, including production of moisture and oil resistant coatings on fabrics and other materials. Additional sources include the use and disposal of products containing these PFAS, such as fire-fighting foams.		Some people who drink water containing these PFAS in excess of the MCL may experience certain adverse effects. These could include effects on the liver, blood, immune system, thyroid, and fetal development. These PFAS may also elevate the risk of certain cancers.
<b>Unregulated Contaminants</b>		<b>Date(s) Collected</b>	<b>Result or Range Detected</b>	<b>Average</b>	<b>SMCL</b>	<b>ORSG</b>	<b>Possible Source of Contamination</b>
<b>Inorganic Contaminants</b>							
Sodium (ppm)		4/13/21	54	n/a	-	20	Natural sources; runoff from use as salt on roadways; by-product of treatment process
Sulfate (ppm)		7/6/16	20	n/a	250	-	Natural sources

**Sodium** is a naturally-occurring common element found in soil and water. It is necessary for the normal functioning of regulating fluids in human systems. Some people, however, have difficulty regulating fluid volume as a result of several diseases, including congestive heart failure and hypertension. The guideline of 20 mg/L for sodium represents a level in water that physicians and sodium sensitive individuals should be aware of in cases where sodium exposures are being carefully controlled. For additional information, contact your health care provider, your local board of health or the Massachusetts Department of Public Health, Bureau of Environmental Health Assessment at 617-624-5757.

### SOME TERMS DEFINED

**Action Level (AL):** The concentration of a contaminant which, if exceeded, triggers a treatment or other requirement which a water system must follow.

**Maximum Contaminant Level Goal (MCLG):** The level of a contaminant in drinking water below which there is no known or expected risk to health. MCLG's allow for a margin of safety

**Maximum Contaminant Level (MCL):** The highest level of a contaminant that is allowed in drinking water. MCL's are set as close to the MCLG's as feasible using the best available treatment technology.

**Secondary Maximum Contaminant Level (SMCL):** These standards are developed to protect the aesthetic qualities of drinking water and are not health based.

**Massachusetts Office of Research and Standards Guideline (ORSG):** This is the concentration of a chemical in drinking water, at or below which, adverse, non-cancer health effects are likely to occur after chronic (lifetime) exposure. If exceeded, it serves as an indicator of the potential need for further action.

**Total Coliform:** A bacteria that indicates other potentially harmful bacteria may be present.

**Unregulated Contaminants:** Unregulated contaminants are those for which EPA has not established drinking water standards. The purpose of unregulated contaminant monitoring is to assist EPA in determining their occurrence in drinking water and whether future regulation is warranted.

**90<sup>th</sup> Percentile:** Out of every 10 homes, 9 were at or below this level.



### **Source Water Protection**

The MassDEP has prepared a Source Water Assessment Program (SWAP) Report for the water supply source serving the Woodhaven Elderly Housing. The report assesses the susceptibility of public water supplies to contamination and makes recommendations.

This report is available from the MassDEP website:  
<http://www.mass.gov/eea/docs/dep/water/drinking/swap/nero/3269002.pdf>.

A susceptibility ranking of **moderate** was assigned to all wells in our system by the MassDEP and they meet all US Environmental Protection Agency (EPA) and MassDEP drinking water quality standards.

Be assured that the Woodhaven Elderly Housing in concert with its certified operator, WhiteWater, Inc., is addressing the concerns as stated in the SWAP Report and welcomes your input to our planning. If you have any questions, please contact WhiteWater, Inc., at 1-888-377-7678.

### **Opportunities to Participate**

Any matters that concern your drinking water supply or issues you would like to see addressed can be presented to the Sherborn Elder Housing Committee at their regularly scheduled Meeting on the third Thursday of the month. You may also contact Claire McClennan at Alan Slawsby & Associates (781) 237-6498. If your concerns need immediate attention feel free to contact our current Certified Operator, WhiteWater, Inc. at 1-888-377-7678.

### **FOR YOUR INFORMATION**

In order to ensure that tap water is safe to drink, the Department of Environmental Protection (MassDEP) and U.S. Environmental Protection Agency (EPA) prescribe regulations that limit the amount of certain contaminants in water provided to public water systems. The Food and Drug Administration (FDA) and Massachusetts Department of Public Health (DPH) regulations establish limits for contaminants in bottled water that must provide the same protection for public health. All drinking water, including bottled water, may reasonably be expected to contain at least small amounts of some contaminants. The presence of contaminants does not necessarily indicate that water poses a health risk. More information about contaminants and potential health effects can be obtained by calling the EPA's Safe Drinking Water Hotline (800-426-4791).

Where to go for more information ....

Massachusetts Department of Environmental Protection (MassDEP)  
<http://www.mass.gov/eea/agencies/massdep/water/drinking/>




**Woodhaven Elderly Housing**  
c/o Alan Slawsby & Associates, Inc.  
40 Grove St., Suite 350  
Wellesley, MA 02482



# Cross Connection Control & Prevention

The outside watering tap and garden hose

tend to be the most common sources of cross connections



## ***What is a cross connection?***

A cross connection occurs whenever a potable drinking water line is directly or indirectly linked to a piece of equipment or piping containing non-potable water.

## ***Why should I be concerned about cross connections?***

An unprotected or inadequately protected cross connection in your home or work place could contaminate the drinking water not only in your building, but in neighboring businesses and homes. Severe illnesses— even death— have been caused by cross connection contamination events that could have been prevented. Unprotected and inadequately protected cross connections have been known to cause outbreaks of hepatitis A, gastroenteritis, Legionnaire's disease, chemical poisoning, body lesions (from exposure through showering), damage to plumbing fixtures and explosions.

## ***How can a cross connection contamination occur?***

Non-potable water or chemicals used in equipment or a plumbing system can end up in the drinking waterline as a result of backpressure or backsiphonage. Backpressure occurs when the pressure in the equipment such as a boiler or air conditioning unit is greater than the pressure in the drinking water line.

Backsiphonage occurs when the pressure in the drinking water line drops due to fairly routine occurrences such as water main breaks, nearby fires, unusually heavy water demand. Contaminants are then sucked out and into the drinking water line.

## ***What can I do to make sure my water supply is protected from cross connections?***

At home:

- Contact your local water supplier to find out what he/she is doing to prevent cross connection contamination incidents.
- Survey your home to make sure you are not unknowingly creating a cross connection
- Do not attach any pesticide, chemical, or any other non-potable liquid applicators to your water line
- Install hose bibb vacuum breakers (HBVB) on all

outside faucets. The HBVB isolates garden hose applications, protecting your drinking water supply from contaminants that could be drawn into your home through the hose.



At work:

- Contact your supervisor and/or maintenance personnel and find out if all cross connections within your workplace are protected.
- Find out when/if all backflow preventers have been tested.
- Ask you facility to provide you with information on its cross connection program.

In general:

- Find out all you can about cross connection control from DEP, your local water department, or a plumbing inspector.

For further information about our Cross Connection Control and Backflow Prevention Program please contact WhiteWater at

Phone: 888-377-7678

Fax: 508-248-2895

Email:

[mthompson@rhwhite.com](mailto:mthompson@rhwhite.com)



**Backsiphonage may occur due to a water main break or other low-pressure incident such as a fire.**